


PRIME OFFICE SPACE FOR LEASE

• 330 - 350 motor parkway • hauppauge, ny



LOCATION

- hauppauge, new york 11788
- central suffolk submarket

SPACE AVAILABLE

IMMEDIATE OCCUPANCY

330 building

• 840 - 3,964 square feet | concourse level

350 building

• 1,250 square feet second floor | pre-built

• 1,944 square feet first floor | corner



LOBBY RENOVATIONS UNDERWAY

• 2 buildings • 144,000 square feet •

COMMENTS:

- Conveniently located off the Long Island Expressway, Exit 53
- 4:1000 parking ratio
- On-site cafe
- Fitness center and conference facility
- Lower level storage space

FOR INFORMATION CONTACT:

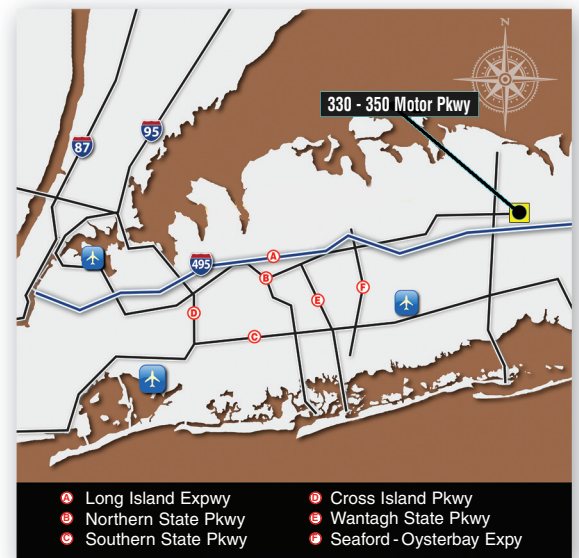
ADAM E. ROCHLIN

401 broad hollow road • suite L1
melville, new york 11747

main - 516.935.8300 • direct - 516.441.7373

adam.rochlin@therochlinorganization.com

www.therochlinorganization.com



PRIME OFFICE SPACE FOR LEASE

• 330 - 350 motor parkway • hauppauge, ny



LOCATION

- hauppauge, new york 11788
- central suffolk submarket

SPACE AVAILABLE

IMMEDIATE OCCUPANCY

330 building

• 840 - 3,964 square feet | concourse level

350 building

• 1,250 square feet | second floor | pre-built

• 1,944 square feet | first floor | corner



LOBBY RENOVATIONS UNDERWAY

• 2 buildings • 144,000 square feet •

COMMENTS:

- Conveniently located off the Long Island Expressway, Exit 53
- 4:1000 parking ratio
- On-site cafe
- Fitness center and conference facility
- Lower level storage space

FOR INFORMATION CONTACT:

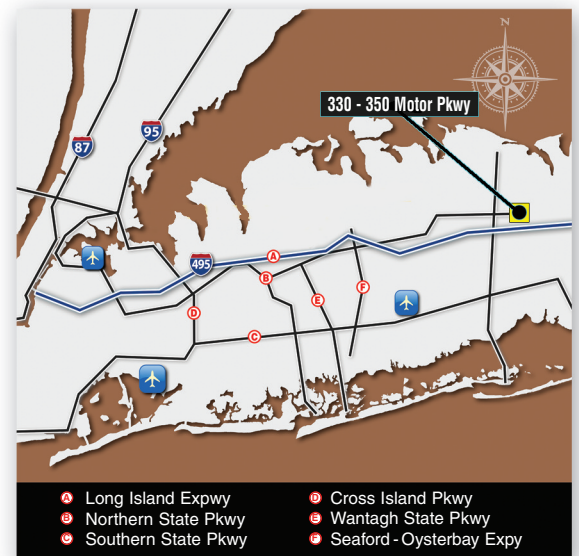
JOSEPH KONDRACK

401 broad hollow road • suite L1
melville, new york 11747

main - 516.935.8300 • direct - 516.441.7240


joseph.kondracke@therochlinorganization.com

www.therochlinorganization.com



PRIME OFFICE SPACE FOR LEASE

• 330 - 350 motor parkway • hauppauge, ny



LOCATION

- hauppauge, new york 11788
- central suffolk submarket

SPACE AVAILABLE

IMMEDIATE OCCUPANCY

330 building

• 840 - 3,964 square feet | concourse level

350 building

• 1,250 square feet second floor | pre-built

• 1,944 square feet first floor | corner



LOBBY RENOVATIONS UNDERWAY

• 2 buildings • 144,000 square feet •

COMMENTS:

- Conveniently located off the Long Island Expressway, Exit 53
- 4:1000 parking ratio
- On-site cafe
- Fitness center and conference facility
- Lower level storage space

FOR INFORMATION CONTACT:

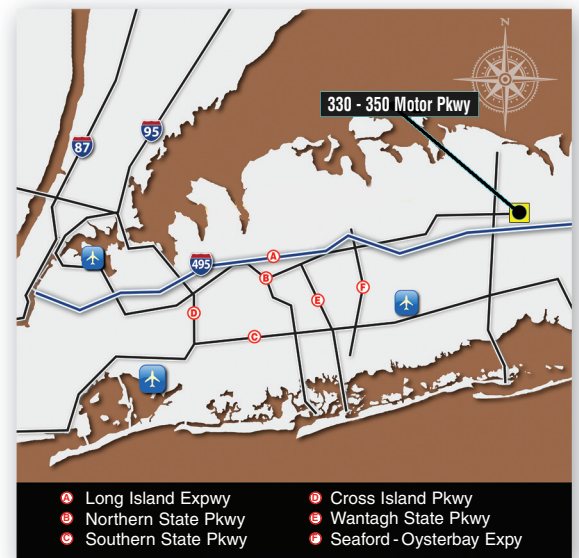
ROGER W. WOOSTER

401 broad hollow road • suite L1
melville, new york 11747

main - 516.935.8300 • direct - 516.441.7230

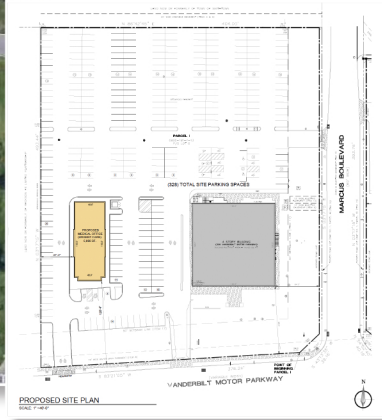
roger.wooster@therochlinorganization.com

www.therochlinorganization.com



PRIME DEVELOPMENT SITE FOR LEASE

• 330 motor parkway • hauppauge, new york



LOCATION

- hauppauge, new york 11788
- central suffolk county submarket

PROPOSED: Up to 5,000 sf free-standing building

- Permitted uses include sit-down restaurant, office/medical, and financial
- Up to 2,100 sf with drive-up lane (bank only)

• pad site • up to 5,000 sf buildable •

COMMENTS:

- Conveniently located off the Long Island Expressway, Exit 53
- Borders Long Island Innovation Park at Hauppauge
- Proposed pad site development
- Suitable for financial, medical, or restaurant use
- Potential drive-up lane
- Ground lease or build-to-suit



FOR INFORMATION CONTACT:

JIM SANSIVERO

401 broad hollow road • suite L1
melville, new york 11747

main - 516.935.8300 direct - 516.441.7350

jim.sansivero@therochlinorganization.com

www.therochlinorganization.com



• 330 motor parkway • hauppauge, new york



• pad site • up to 5,000 sf buildable •

FOR INFORMATION CONTACT:

JIM SANSIVERO

401 broad hollow road • suite L1
melville, new york 11747

main - 516.935.8300 direct - 516.441.7350

jim.sansivero@therochlinorganization.com

www.therochlinorganization.com

